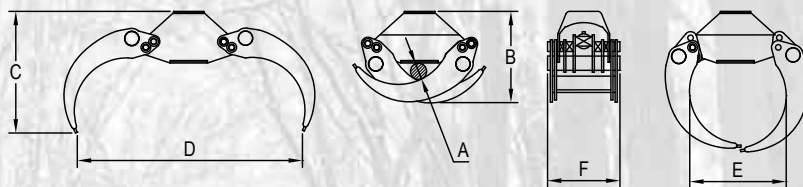




# PINZE E ROTATORI

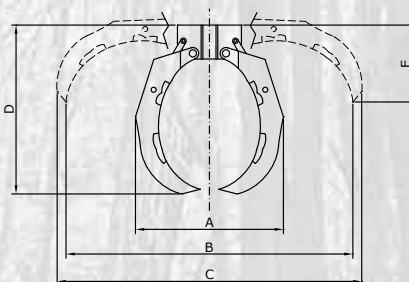
LOGS AND ROTATORS

## PINZA PER TRONCHI / LOG GRAPPLER



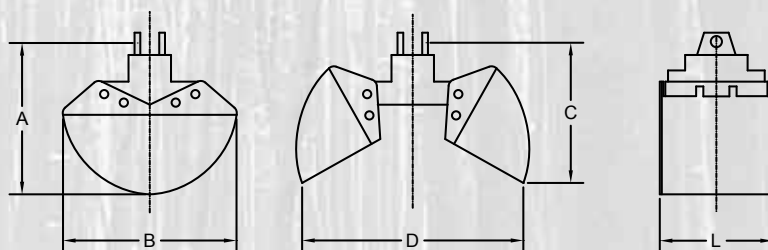
MODELLO TYPE	A mm	B mm	C mm	D mm	E mm	F mm	Ton	PESO Kg WEIGHT Kg	AREA M <sup>2</sup> AREA M <sup>2</sup>	PORTATA Kg FLOW Kg	PRESSIONE Bar PRESSURE Bar
IB 150 (IB 480)	40	435	600	1000	435	330	<1	50	0,15	700	160
IB 160 (IB 500)	40	435	600	1000	435	330	1	60	0,15	1000	180
IB 200 (IB 520)	60	455	680	1200	550	360	2-3	75	0,21	1500	200
IB 250 (IB 530)	90	520	730	1300	590	425	3-4	120	0,23	2000	200
IB 300 (IB 540)	115	540	800	1500	660	500	4-7	160	0,28	3000	200
IB 350 (IB 550)	140	600	840	1600	690	505	7-12	200	0,33	3500	200
IB 400 (IB 600)	150	650	880	1850	760	520	12 +	240	0,37	4000	200

## POLIPO PER LEGNA / WOOD BUCKET



MODELLO TYPE	DENTI TEETH	CAPACITÀ/LT CAPACITY/LT	PESO/Kg WEIGHT Kg	PRESSIONE Bar PRESSURE Bar	A	B	C	D	E	FxL
IB 120/5	5	120	130	200	780	1400	1520	780	500	25x30
IB 285/5	5	285	220	200	950	1805	1930	1100	645	30x40

## BENNA MORDENTE / GRAPPLE



MODELLO TYPE	CAPACITÀ/LT CAPACITY/LT	PESO/Kg WEIGHT Kg	PRESSIONE Bar PRESSURE Bar	A mm	B mm	C mm	D mm	L mm
BO 40	125	140	200	670	830	530	1200	430
BO 50	150	150	200	670	830	530	1200	530
BO 60	175	160	200	670	830	530	1200	630
BO 70	200	190	200	670	830	530	1200	730
BO 80	225	200	200	670	830	530	1200	830

### ROTATORE CON ALBERO ROTATOR SHAFT



PORTATA/Kg CAPACITY Kg
1000 (1t)
3000 (3t)
6000 (6t)
8000 (8t)

### ROTATORE FLANGIATO ROTATOR FLANGE



PORTATA/Kg CAPACITY Kg
6000 (6t)
10000 (10t)



ICAR BAZZOLI ENZO srl

Via Medole, 29 - 46040 Rebecco di Guidizzolo (MN) - ITALY

T +39 (0) 376 81.91.96 - F +39 (0) 376 81.95.20 - icarbazzoli@icarbazzoli.com - www.icarbazzoli.com